



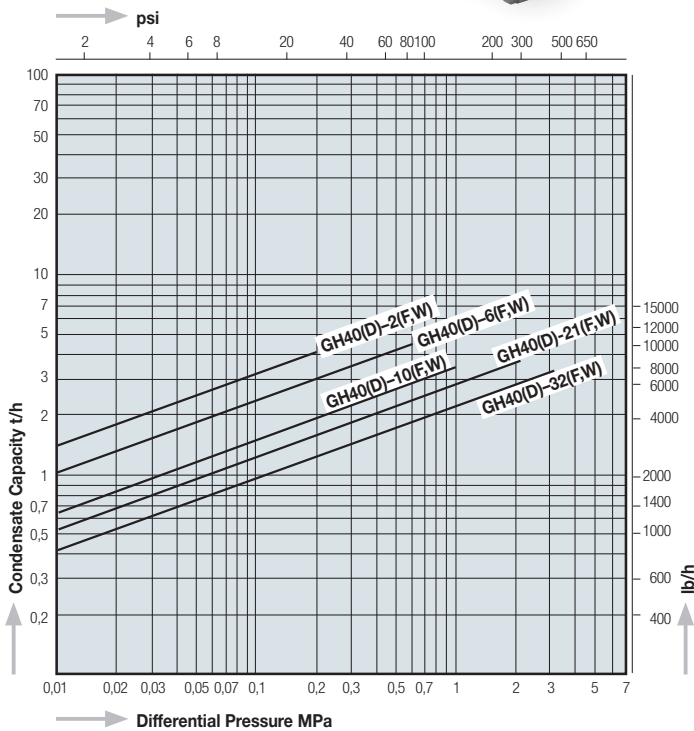
Improvement and extension of the Ball Float Steam Trap Range: Models GH40 & GH50

Starting from December 1, 2013 MIYAWAKI announces the following changes of their models GH40 and GH50:

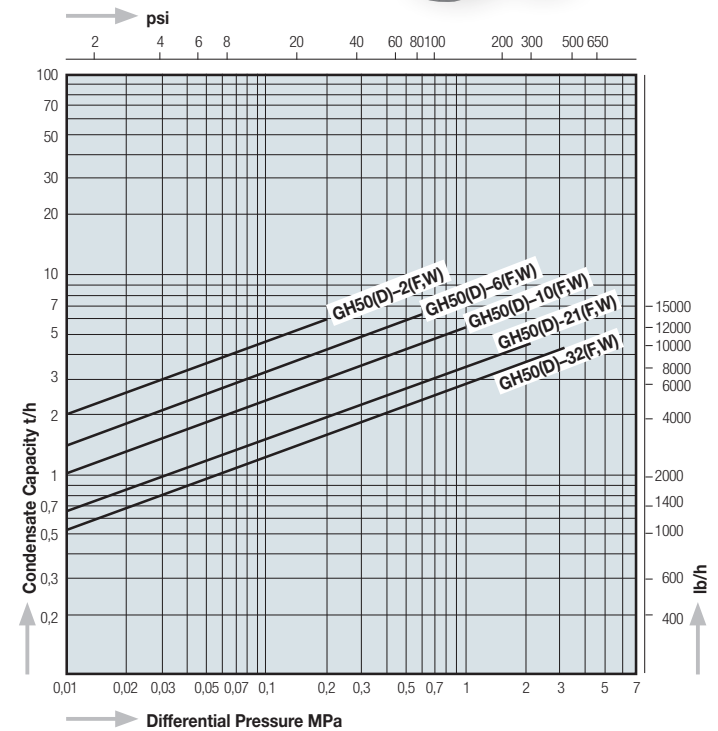
- The maximum operating pressure of both models will be increased to **3,2 MPa (464 psig)**.
The following model names will be added to the already existing ones: GH40-32 and GH50-32.
- Due to an improvement of the valve unit the flow capacity of the models GH40-6, GH40-10 and GH40-21, as well as of the models GH50-10 and GH50-21 could be increased substantially.
- The models GH40-32 and GH50-32 are equipped with a **bimetallic air vent**.
- The model **GH40 is now also available with socket weld connections**.
All models can be manufactured with flanges according to JIS, ASME and DIN-EN standards.



Capacity Chart GH40



Capacity Chart GH50



Issued: December 2013

